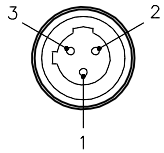


MALE END VIEW

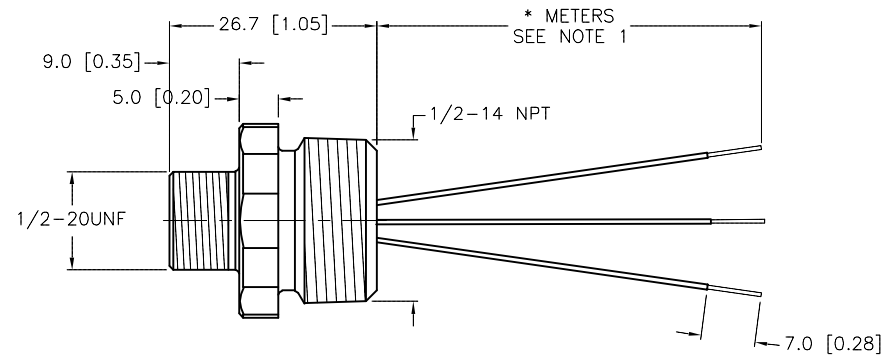
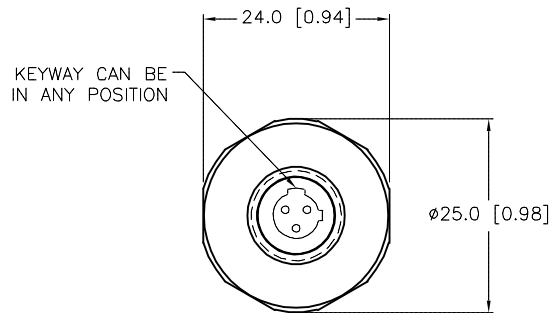


- 1 = GREEN/YELLOW
- 2 = RED/BLACK
- 3 = RED/WHITE



SPECIFICATIONS

CONTACT CARRIER MATERIAL	NYLON
CONTACT MATERIAL/PLATING	BRASS/GOLD
HOUSING MATERIAL	BRASS/NICKEL
RATED CURRENT [A]	4.0 A
RATED VOLTAGE [V]	250 V
CONDUCTOR INSULATION MATERIAL	PVC
NUMBER OF CONDUCTORS [AWG]	3x18 AWG
TEMPERATURE RATING	-30°C to +105°C (-22°F to +221°F)
PROTECTION CLASS	NEMA 1,3,4,6P AND IEC IP67, IP68, IP69K



CABLE LENGTH	TOLERANCE*
ALL LENGTHS	+ 4% (OR 50mm) OF LENGTH - 0% (OR 0mm) OF LENGTH WHICHEVER IS GREATER
STRIP LENGTH	TOLERANCE*
0-7mm	±0.5mm
8-29mm	±1.0mm
30-49mm	±2.0mm
50-69mm	±3.0mm
70-100mm	±4.0mm
OVER 100mm	±5.0mm

* UNLESS OTHERWISE SPECIFIED

NOTES:

- "*" INDICATES LEAD LENGTH IN METERS. CONTACT TURCK TO ORDER SPECIFIC LENGTHS.
- "/S690" DESIGNATES 18 AWG CONDUCTORS.

SOURCE DRAWING - FOR REFERENCE ONLY

RELATED DOCUMENTS		3RD ANGLE PROJECTION		THIS DRAWING IS CONFIDENTIAL AND THE PROPERTY OF TURCK INC. USE OF THIS DOCUMENT WITHOUT WRITTEN PERMISSION IS PROHIBITED.		3000 CAMPUS DRIVE MINNEAPOLIS, MN 55441 1-800-544-7769 (763) 553-7300 (763) 553-0708 fax www.turck.us	
1. 2. 3. 4.				DRFT RDS DATE 12/28/10 APVD SCALE 1=1.0		DESCRIPTION FSB 3-*/14.5/NPT/S690	
MATERIAL		ALL DIMENSIONS DISPLAYED ON THIS DRAWING ARE FOR REFERENCE ONLY		UNIT OF MEASUREMENT		IDENTIFICATION NO.	
SEE SPECIFICATIONS		CONTACT TURCK FOR MORE INFORMATION		MILLIMETER [INCH]		REV	
FINISH		DO NOT SCALE THIS DRAWING		FILE: 777027106		B	
SEE SPECIFICATIONS						SHEET 1 OF 1	

B	UPDATED GRN CONDUCTOR TO GRN/YEL PER ECO	TV	08/30/17	61844
REV	DESCRIPTION	BY	DATE	ECO NO.